

November STEAM Challenge:

NATIVE AMERICAN CULTURES

Step 1: Think

Native Americans are the people whose ancestors lived on American land before it was colonized. The term 'Native Americans' includes many Nations who each have their own culture and traditions. This month, your challenge is to learn about some of these cultures.

Here are some things to think about:

What kinds of things make up a culture?

Who were the first people who lived on the land you live on today?
Where do they live now?



Step 2: Find

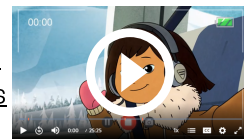
Explore the resources below and other resources you can find on the topic.

Tip: When looking for sources on a specific culture, look for items written or created by people who belong to that culture.

Video: Watch this month's STEAM Challenge video on [YouTube](#).



TV Show: Watch the Molly of Denali episode "Grandpa's Drum."



Ebooks: Look through the books [linked here](#) and choose a Nation to learn about.




Contact your local LCPL branch for more resources.

November STEAM Challenge:

NATIVE AMERICAN CULTURES

Ebook: Read We are Grateful by Traci Sorell on Hoopla using your LCP Library Card.




Video: Read Fry Bread with LCPL's Miss Alissa on YouTube



Step 3: Create & Explore

Build A Native American Home



1. Read about the many different kinds of historic Native American Homes by clicking the book cover .
2. Use materials you have at home to copy the style of one of the homes. Will you create an igloo, a tepee, an earth lodge or something else?
3. Send in pictures of your home to kids@lcplin.org and tell us what you learned about Native American culture!

Here's how I made a Wigwam:

I used pipe cleaners to represent wood logs, a paper bag to represent tree bark, and sand to represent soil.

I buried the ends of the pipe cleaners in wet sand to help them stand up. Then I wrapped the structure in paper to keep out wind and rain and I tied the paper on using another pipe cleaner.

Don't forget to make a door for your house and a hole in the roof to let smoke escape.

